
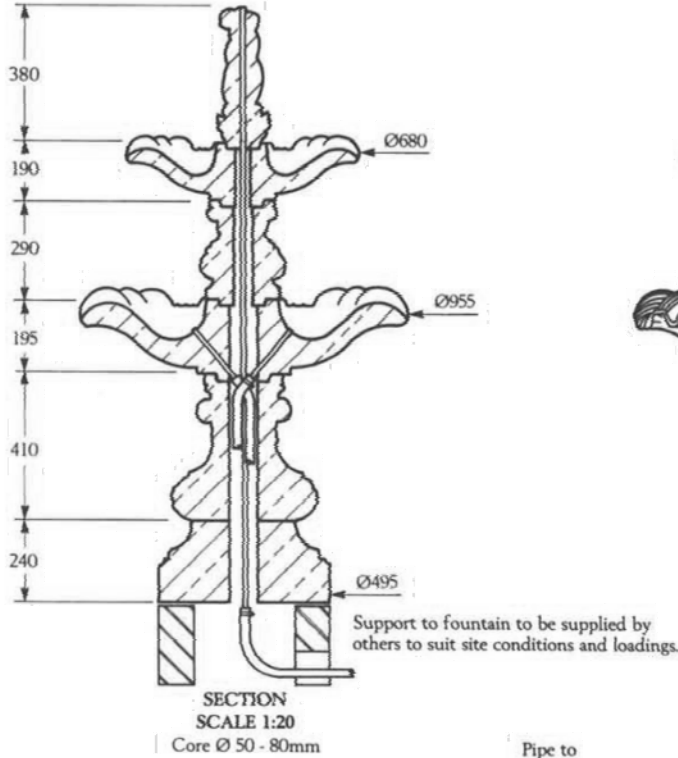


NEAPOLITAN LARGE DOUBLE FOUNTAIN C3550 WITH PLUMBING DETAIL (X344A)



To guard against frost damage, drain off the water before winter and do not replace it until the hard frosts are past in the following spring.

We recommend that a step ladder is used when cleaning and maintaining the fountain, a ladder should not be leant against the bowl.

BEDDING JOINTS - Use 1:1.6 cement/lime/sand mortar (sand to B.S. 882 grade F). We recommend a water proofing agent is added to mortar.

NOTE: For security and additional safety it is recommended that individual components are fixed together using a proprietary polyester or epoxy adhesive, eg. Fosroc Expandite Nitomortar PE Resin, SBD Certite or similar.

POINTING - Joints should be pointed using our proprietary pre-prepared dry mix in accordance with the recommended instructions printed on bags. Or use 1:1.6 cement/lime/sand mortar (sand to B.S. 882 grade F), colour toned to suit (white cement may be necessary).

PLUMBING COMPONENT LISTING:

Valve 16mm	x2
2 Way splitter 16mm	x1
'Y' Connector	x1
Socket 3/4" BSP	x1
Hose tail 3/4" BSP x 25mm	x1
Jubilee clip 1/2"	x3
Jubilee clip 1"	x2
Clear 1/2" PVC pipe	9m
Braided 1" PVC pipe	500mm
15mm Copper pipe	

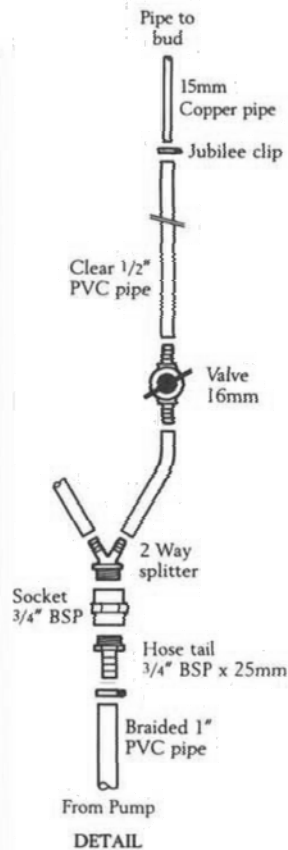
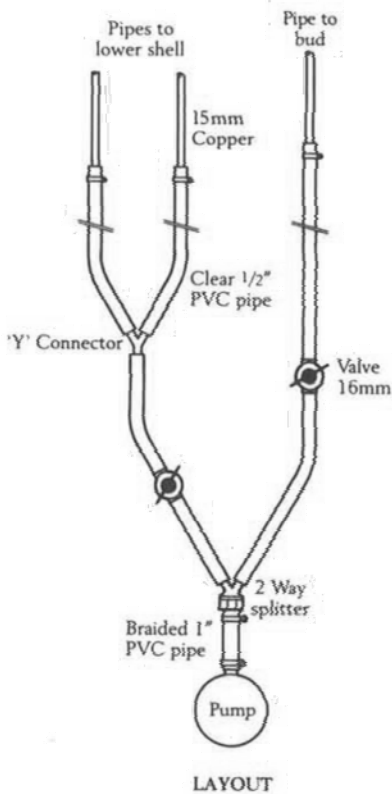
All piping to be cut on site.

To ease connections, hot water may be used to soften PVC pipes.

Consult a qualified electrician to ensure electrical supply conforms with all regulations/codes.

Unless otherwise stated, all materials other than stonework to be supplied by others.

Allow 6mm for bedding joints.



Pump extra - see Price List